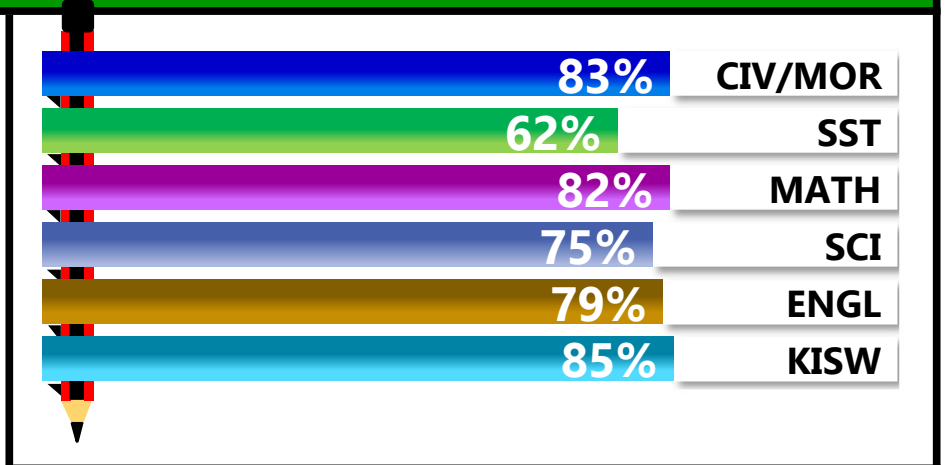






		<h1>FILBERT BAYI</h1>			
REGION: DAR ES SALAAM		SCHOOL AVERAGE	232.6	OVERALL GRADE	B
DISTRICT: UBUNGO				CATEGORY	ABOVE 40

SUBJECT PERFORMANCE ANALYSIS

SUBJECT NAME	AVG	%	RNK
KISWAHILI	42.3	85%	1
CIVIC & MORAL	41.4	83%	2
MATHEMATICS	41.2	82%	3
ENGLISH	39.7	79%	4
SCIENCE	37.3	75%	5
SOCIAL STUDIES	30.8	62%	6
BOYS/GIRLS PASS RATE	STD	AVG	%
BOYS	23	0.50	50%
GIRLS	20	0.50	50%



GRADE ANALYSIS SUMMARY					
SUBJECT NAME/GRADE	A	B	C	D	E
MATHEMATICS	26	14	1	0	0
KISWAHILI	31	10	0	0	0
ENGLISH	26	13	2	0	0
SCIENCE	4	36	1	0	0
SOCIAL STUDIES	2	24	9	5	1
CIVIC AND MORAL	29	11	0	0	0
OVERALL GRADE ANALYSIS	NO.	SEATED	%		
A	7	41	17%		
B	34		83%		
C	0		0%		
D	0	0	0%		
E	0		0%		

BOYS VS GIRLS PASSRATE (%)		
 50%	VS	 50%
 BOYS		 GIRLS
OVERALL PERFORMANCE ANALYSIS		
REGISTERED	43	100%
SEATED	41	95%
ABSENTEES	2	5%
PASSED	41	95%
FAILED	0	0%

INDEX	NAME	SEX	MATHEMATICS		KISWAHILI		ENGLISH		SCIENCE		SOCIAL STUDIES		CIVIC & MORAL		TOTAL	AVERAGE	OVERALL GRADE	SCH POSITION	OVERALL POSITION
1	VICENT DAVIDI KIYUGA	M	45	A	43	A	42	A	40	B	40	B	42	A	252	42	A	1	1289
2	ERICK SYLUS ANTHONY	M	44	A	43	A	44	A	38	B	40	B	42	A	251	42	A	2	1353
3	GODLOVE ELIJAH SHIRIMA	M	44	A	44	A	42	A	36	B	42	A	42	A	250	42	A	3	1418
4	HARSON HENRY MGIMBA	M	43	A	42	A	41	A	37	B	40	B	45	A	248	41	A	4	1548
5	GREYSON KENEDY MOCHA	M	41	A	45	A	42	A	37	B	37	B	43	A	245	41	A	5.5	1741
6	JULIETH ANGEL PETER	F	41	A	45	A	43	A	37	B	33	B	46	A	245	41	A	5.5	1741
7	VICENT RUSAJO MWAIPAJA	F	45	A	44	A	41	A	30	C	39	B	45	A	244	41	A	7	1805
8	HAMISS ABDALAH SELEMAN	M	45	A	45	A	36	B	34	B	37	B	45	A	242	40	B	9	1935
9	HELLEN ADOLF SHOKI	F	41	A	44	A	43	A	37	B	35	B	42	A	242	40	B	9	1935
10	SEKELA EDWARD MWALUSANYA	F	44	A	40	B	41	A	41	A	33	B	43	A	242	40	B	9	1935
11	GODBLESS KENNETH HAULE	M	44	A	42	A	41	A	37	B	37	B	40	B	241	40	B	12	2006.5
12	IRENE THOMAS MARIWA	F	46	A	46	A	42	A	38	B	28	C	41	A	241	40	B	12	2006.5
13	SIAEL GOODLUCK MONGI	F	43	A	44	A	41	A	38	B	32	B	42	A	240	40	B	13	2076
14	BOAZ JOHN KARIA	M	44	A	42	A	40	B	37	B	35	B	41	A	239	40	B	15	2147.5
15	RODRICK MISSANA GAMBA	M	41	A	41	A	46	A	41	A	34	B	36	B	239	40	B	15	2147.5
16	MILLICENT ALLAN MUSHI	F	41	A	44	A	42	A	37	B	33	B	42	A	239	40	B	15	2147.5
17	ANETH JOHN KIMEA	F	46	A	44	A	36	B	36	B	34	B	42	A	238	40	B	19	2213
18	ANGEL JOSEPH EDIGAR	F	45	A	45	A	41	A	37	B	34	B	36	B	238	40	B	19	2213
19	ANITHA JOHN KIMEA	F	41	A	44	A	41	A	39	B	31	B	42	A	238	40	B	19	2213
20	MONICA PAULO MATHIAS	F	39	B	43	A	41	A	39	B	32	B	44	A	238	40	B	19	2213
21	IVAN DANIEL STEPHEN	M	41	A	41	A	36	B	37	B	43	A	37	B	235	39	B	22	2416.5
22	EVARISTA SIKUSTAHILI NDEUTWA	F	39	B	44	A	41	A	37	B	34	B	40	B	235	39	B	22	2416.5
23	HELLEN SHIKUNZI ZINZENDORF	F	38	B	45	A	41	A	37	B	31	B	43	A	235	39	B	22	2416.5

INDEX	NAME	SEX	MATHEMATICS		KISWAHILI		ENGLISH		SCIENCE		SOCIAL STUDIES		CIVIC & MORAL		TOTAL	AVERAGE	OVERALL GRADE	SCH POSITION	OVERALL POSITION
24	ELIZABETH KICHELE JOSEPH	F	39	B	41	A	43	A	40	B	28	C	43	A	234	39	B	25	2482.5
25	LOVENESS LEONARD NYARUFUNJI	F	38	B	40	B	41	A	39	B	33	B	43	A	234	39	B	25	2482.5
26	SHERLYDINA FILICHESIMI SHIRIMI	F	40	B	42	A	40	B	39	B	30	C	43	A	234	39	B	25	2482.5
27	FELISTER PENDE MWANDANJI	F	35	B	45	A	43	A	38	B	30	C	42	A	233	39	B	27	2548
28	HILARY JOSEPH LIGUMULU	M	29	C	39	B	41	A	41	A	40	B	41	A	231	39	B	29	2687
29	MUNIRA SHABANI PARA	F	42	A	40	B	39	B	40	B	27	C	43	A	231	39	B	29	2687
30	ELIZABETH APOLKAPRI MASSAWE	F	44	A	41	A	41	A	43	A	24	C	37	B	230	38	B	30	2761.5
31	GRACIOUS ABSALOOM MKANZA	F	37	B	44	A	41	A	39	B	29	C	39	B	229	38	B	31	2836
32	KELVIN EMMANUEL MWANGULU	M	42	A	43	A	36	B	38	B	23	C	43	A	225	38	B	32	3121
33	DANIEL TITHO AMBANGILE	M	37	B	38	B	43	A	35	B	35	B	36	B	224	37	B	34	3187.5
34	SAMWEL PAUL KIHAMPA	M	39	B	40	B	30	C	40	B	33	B	42	A	224	37	B	34	3187.5
35	STEVEN GODFREY MASAWE	M	43	A	43	A	40	B	37	B	16	D	41	A	220	37	B	35	3440.5
36	BRIAN GEORGE KAISHOZI	M	38	B	41	A	34	B	32	B	27	C	42	A	214	36	B	37	3844.5
37	SALUM SAIDI HAMSIN	M	40	B	40	B	35	B	36	B	20	D	43	A	214	36	B	37	3844.5
38	ADRIANO JULIANO KILUA	M	43	A	38	B	34	B	35	B	19	D	37	B	206	34	B	38	4337
39	PATRICK JOSEPH GAMBI	M	40	B	37	B	40	B	37	B	12	D	39	B	205	34	B	39	4389
40	LEON VENANCE LYAMUYA	M	43	A	41	A	34	B	32	B	10	E	40	B	200	33	B	40	4674.5
41	NABIL ABDALLAH MWAKAWAGO	M	40	B	40	B	27	C	32	B	13	D	41	A	193	32	B	41	4978.5
42	ANWAR ABDALLAH LESSO	M																	
43	JUSTIN NIKUPALA MWAKIBINGA	M																	